

Appendix 2

Item 06b - Appendix 2

Number of cases

Change to pension p.a.	London Borough of Hackney	Other employers	Total number of cases
>£1,000.00	8	0	8
£500.00 to £999.99	5	0	5
£250.00 to £499.99	13	1	14
£100.00 to £249.99	21	0	21
£50.00 to £99.99	24	0	24
£25.00 to £49.99	21	0	21
£5.00 to £24.99	25	0	25
£0.01 to £4.99	10	2	12
No change to pension	1,199	33	1,232
-£0.01 to -£4.99	9	0	9
-£5.00 to -£24.99	51	5	56
-£25.00 to -£49.99	70	0	70
-£50.00 to -£99.99	67	5	72
-£100.00 to -£249.99	121	1	122
-£250.00 to -£499.99	115	3	118
-£500.00 to -£999.99	132	0	132
<-£1,000.00	61	1	62
Total number of cases	1,952	51	2,003
% of total cases	97.45%	2.55%	100.00%

Change to value of pensions

Change to pension p.a.	London Borough of Hackney	Other employers	Total change in value of pensions
>£1,000.00	£21,304.07	£0.00	£21,304.07
£500.00 to £999.99	£3,429.88	£0.00	£3,429.88
£250.00 to £499.99	£4,452.50	£282.80	£4,735.30
£100.00 to £249.99	£3,142.19	£0.00	£3,142.19
£50.00 to £99.99	£1,615.58	£0.00	£1,615.58
£25.00 to £49.99	£746.88	£0.00	£746.88
£5.00 to £24.99	£423.25	£0.00	£423.25
£0.01 to £4.99	£4.49	£3.44	£7.93
No change to pension	£0.00	£0.00	£0.00
-£0.01 to -£4.99	-£9.56	£0.00	-£9.56
-£5.00 to -£24.99	-£800.40	-£71.60	-£872.00
-£25.00 to -£49.99	-£2,568.57	£0.00	-£2,568.57
-£50.00 to -£99.99	-£4,906.01	-£338.24	-£5,244.25
-£100.00 to -£249.99	-£20,839.44	-£177.05	-£21,016.49
-£250.00 to -£499.99	-£41,407.03	-£1,104.49	-£42,511.52
-£500.00 to -£999.99	-£93,447.53	£0.00	-£93,447.53
<-£1,000.00	-£88,466.72	-£1,807.05	-£90,273.77
Net change in value of pensions	-£217,326.42	-£3,212.19	-£220,538.61
% of total change to pensions	98.54%	1.46%	100.00%

Value of overpayments

Change to pension p.a.	London Borough of Hackney	Other employers	Total value of over-payments
>£1,000.00	£0.00	£0.00	£0.00
£500.00 to £999.99	£0.00	£0.00	£0.00
£250.00 to £499.99	£0.00	£0.00	£0.00
£100.00 to £249.99	£0.00	£0.00	£0.00
£50.00 to £99.99	£0.00	£0.00	£0.00
£25.00 to £49.99	£0.00	£0.00	£0.00
£5.00 to £24.99	-£136.00	£0.00	-£136.00
£0.01 to £4.99	£0.00	£0.00	£0.00
No change to pension	£0.00	£0.00	£0.00
-£0.01 to -£4.99	-£20.00	£0.00	-£20.00
-£5.00 to -£24.99	-£6,179.00	-£615.00	-£6,794.00
-£25.00 to -£49.99	-£20,044.00	£0.00	-£20,044.00
-£50.00 to -£99.99	-£37,645.07	-£2,367.00	-£40,012.07
-£100.00 to -£249.99	-£169,399.69	-£2,317.00	-£171,716.69
-£250.00 to -£499.99	-£358,372.00	-£5,864.00	-£364,236.00
-£500.00 to -£999.99	-£875,931.00	£0.00	-£875,931.00
<-£1,000.00	-£1,071,094.00	-£21,068.00	-£1,092,162.00
Net change in value of pensions	-£2,538,820.76	-£32,231.00	-£2,571,051.76
% of total overpayments	98.75%	1.25%	100.00%

Value of underpayments

Change to pension p.a.	London Borough of Hackney	Other employers	Total value of under-payments
>£1,000.00	£41,754.00	£0.00	£41,754.00
£500.00 to £999.99	£29,877.00	£0.00	£29,877.00
£250.00 to £499.99	£39,626.00	£5,820.00	£45,446.00
£100.00 to £249.99	£24,207.00	£0.00	£24,207.00
£50.00 to £99.99	£11,972.00	£0.00	£11,972.00
£25.00 to £49.99	£8,359.00	£0.00	£8,359.00
£5.00 to £24.99	£4,253.00	£0.00	£4,253.00
£0.01 to £4.99	£29.00	£18.00	£47.00
No change to pension	£0.00	£0.00	£0.00
-£0.01 to -£4.99	£958.00	£0.00	£958.00
-£5.00 to -£24.99	£2,828.00	£0.00	£2,828.00
-£25.00 to -£49.99	£726.00	£0.00	£726.00
-£50.00 to -£99.99	£1,821.00	£292.00	£2,113.00
-£100.00 to -£249.99	£651.00	£0.00	£651.00
-£250.00 to -£499.99	£0.00	£0.00	£0.00
-£500.00 to -£999.99	£0.00	£0.00	£0.00
<-£1,000.00	£0.00	£0.00	£0.00
Net change in value of pensions	£167,061.00	£6,130.00	£173,191.00
% of total underpayments	96.46%	3.54%	100.00%

Note: London Borough of Hackney includes Learning Trust and Hackney Homes Limited in addition to London Borough of Hackney Council

Number of cases

Change to pension p.a.	London Borough of Hackney	Other employers	Total number of cases
>100%	4	0	4
50.00% to 99.99%	1	0	1
25.00% to 49.99%	9	1	10
10.00% to 24.99%	11	0	11
5.00% to 9.99%	6	0	6
1.00% to 4.99%	36	0	36
0.01% to 0.99%	60	2	62
No change to pension	1,199	33	1,232
-0.01% to -0.99%	109	7	116
-1.00% to -4.99%	246	6	252
-5.00% to -9.99%	113	1	114
-10.00% to -24.99%	138	1	139
-25.00% to -49.99%	19	0	19
-50.00% to -99.99%	1	0	1
<-100%	0	0	0
Total number of cases	1,952	51	2,003
% of total cases	97.45%	2.55%	100.00%

Change to value of pensions

Change to pension p.a.	London Borough of Hackney	Other employers	Total change in value of pensions
>100%	£11,366.48	£0.00	£11,366.48
50.00% to 99.99%	£1,496.00	£0.00	£1,496.00
25.00% to 49.99%	£8,941.38	£282.80	£9,224.18
10.00% to 24.99%	£6,216.94	£0.00	£6,216.94
5.00% to 9.99%	£831.48	£0.00	£831.48
1.00% to 4.99%	£4,442.79	£0.00	£4,442.79
0.01% to 0.99%	£1,823.77	£3.44	£1,827.21
No change to pension	£0.00	£0.00	£0.00
-0.01% to -0.99%	£-4,802.93	£-216.33	£-5,019.26
-1.00% to -4.99%	£-64,764.73	£-1,298.00	£-66,062.73
-5.00% to -9.99%	£-53,243.27	£-177.05	£-53,420.32
-10.00% to -24.99%	£-111,512.74	£-1,807.05	£-113,319.79
-25.00% to -49.99%	£-17,482.31	£0.00	£-17,482.31
-50.00% to -99.99%	£-639.28	£0.00	£-639.28
<-100%	£0.00	£0.00	£0.00
Net change in value of pensions	£-217,326.42	£-3,212.19	£-220,538.61
% of total change to pensions	98.54%	1.46%	100.00%

Value of overpayments

Change to pension p.a.	London Borough of Hackney	Other employers	Total value of over-payments
>100%	£0.00	£0.00	£0.00
50.00% to 99.99%	£0.00	£0.00	£0.00
25.00% to 49.99%	£0.00	£0.00	£0.00
10.00% to 24.99%	£0.00	£0.00	£0.00
5.00% to 9.99%	£0.00	£0.00	£0.00
1.00% to 4.99%	£0.00	£0.00	£0.00
0.01% to 0.99%	£-136.00	£0.00	£-136.00
No change to pension	£0.00	£0.00	£0.00
-0.01% to -0.99%	£-29,000.00	£-1,124.00	£-30,124.00
-1.00% to -4.99%	£-507,278.76	£-7,722.00	£-515,000.76
-5.00% to -9.99%	£-452,563.00	£-2,317.00	£-454,880.00
-10.00% to -24.99%	£-1,301,116.00	£-21,068.00	£-1,322,184.00
-25.00% to -49.99%	£-241,358.00	£0.00	£-241,358.00
-50.00% to -99.99%	£-7,369.00	£0.00	£-7,369.00
<-100%	£0.00	£0.00	£0.00
Net change in value of pensions	£-2,538,820.76	£-32,231.00	£-2,571,051.76
% of total overpayments	98.75%	1.25%	100.00%

Value of underpayments

Change to pension p.a.	London Borough of Hackney	Other employers	Total value of under-payments
>100%	£2,437.00	£0.00	£2,437.00
50.00% to 99.99%	£5,789.00	£0.00	£5,789.00
25.00% to 49.99%	£46,958.00	£5,820.00	£52,778.00
10.00% to 24.99%	£48,089.00	£0.00	£48,089.00
5.00% to 9.99%	£7,497.00	£0.00	£7,497.00
1.00% to 4.99%	£32,392.00	£0.00	£32,392.00
0.01% to 0.99%	£16,915.00	£18.00	£16,933.00
No change to pension	£0.00	£0.00	£0.00
-0.01% to -0.99%	£4,440.00	£292.00	£4,732.00
-1.00% to -4.99%	£2,544.00	£0.00	£2,544.00
-5.00% to -9.99%	£0.00	£0.00	£0.00
-10.00% to -24.99%	£0.00	£0.00	£0.00
-25.00% to -49.99%	£0.00	£0.00	£0.00
-50.00% to -99.99%	£0.00	£0.00	£0.00
<-100%	£0.00	£0.00	£0.00
Net change in value of pensions	£167,061.00	£6,130.00	£173,191.00
% of total underpayments	96.46%	3.54%	100.00%

Note: London Borough of Hackney includes Learning Trust and Hackney Homes Limited in addition to London Borough of Hackney Council

Value of	Total value	Interest	Total + Interest	No. of cases
Overpayments	-£2,571,051.76	N/A	N/A	621
No arrears	£0.00	N/A	N/A	1,246
Underpayments	£173,191.00	£17,255.00	£190,446.00	136
Total				2,003

Change in payroll	Total value	No. of cases
Pensions reducing	-£255,943.69	641
Pensions not changing	£0.00	1,232
Pensions increasing	£35,405.08	130
Net change in payroll p.a.	-£220,538.61	2,003

Pensions decreasing	Amount
Largest decrease in pension p.a. (£)	-£2,604.00
Average decrease in pension p.a. (£)	-£399.29
Largest decrease in pension p.a. (%)	-59.17%
Average decrease in pension p.a. (%)	-6.78%

Pensions increasing	Amount
Largest increase in pension p.a. (£)	£8,768.58
Average increase in pension p.a. (£)	£272.35
Largest increase in pension p.a. (%)	499.01%
Average increase in pension p.a. (%)	13.94%

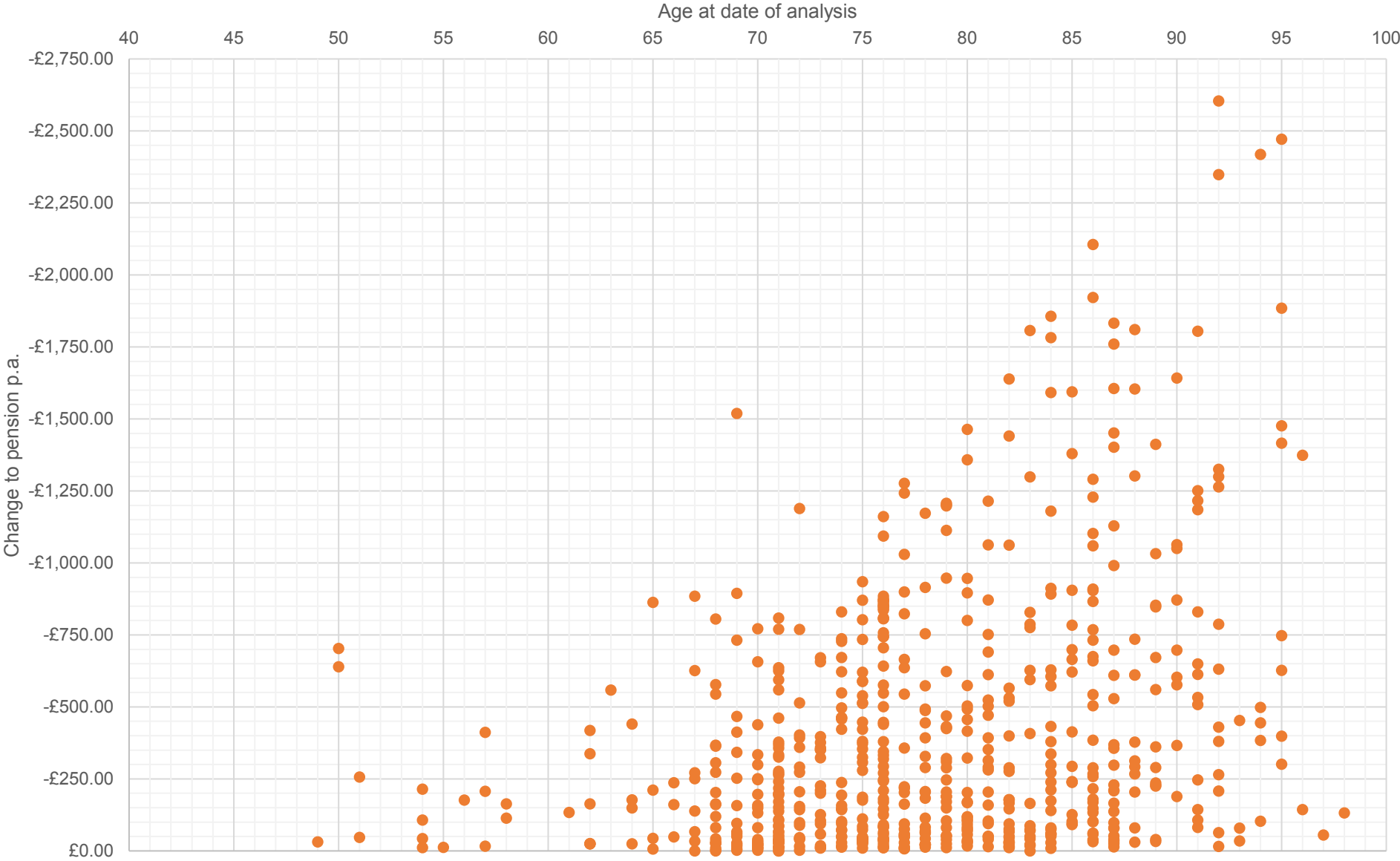
Ages of members decreasing	Age
Oldest member with pension decreasing	98
Average age of member with pension decreasing	78
Youngest member with pension decreasing	49

Ages of members increasing	Age
Oldest member with pension increasing	91
Average age of member with pension increasing	76
Youngest member with pension increasing	61

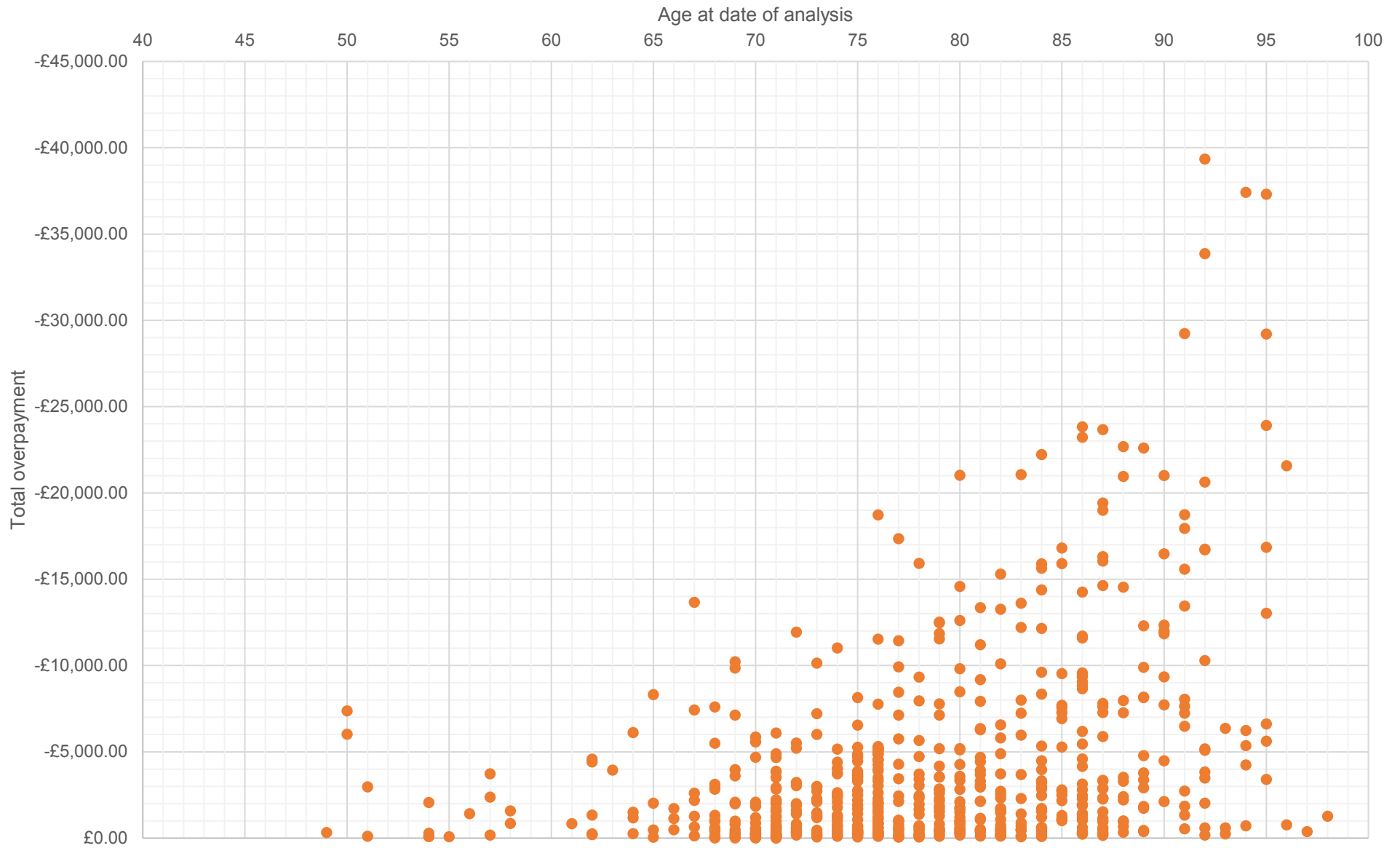
Cases outside tolerance of £5 p.a.	No. of cases
Increase of >£4.99	118
Decrease of <-£4.99	632

Cases within tolerance of £5 p.a.	Value
Largest % increase <£5 p.a.	0.10%
Largest % decrease >-£5 p.a.	-0.11%

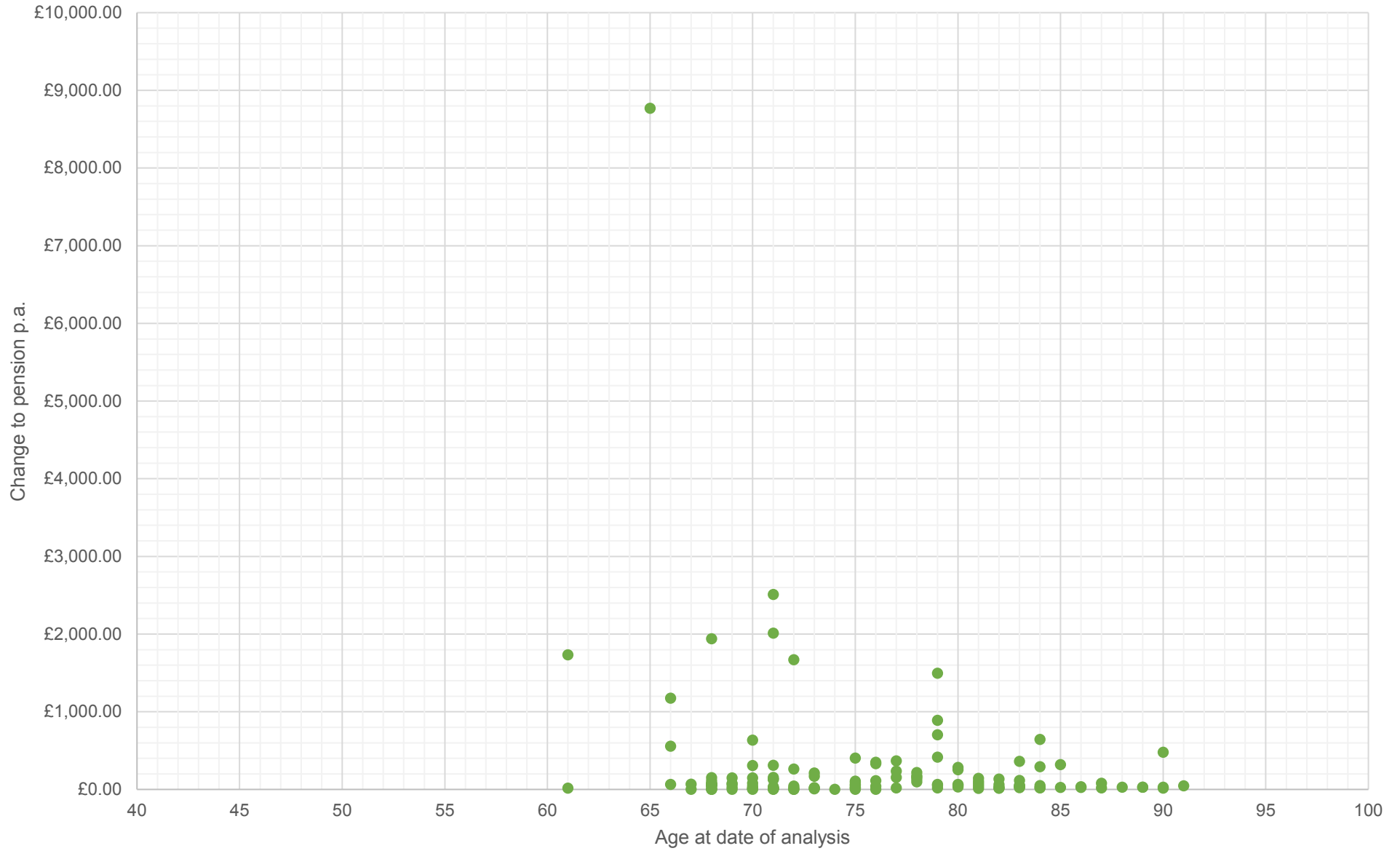
Pensions reducing by £ and age



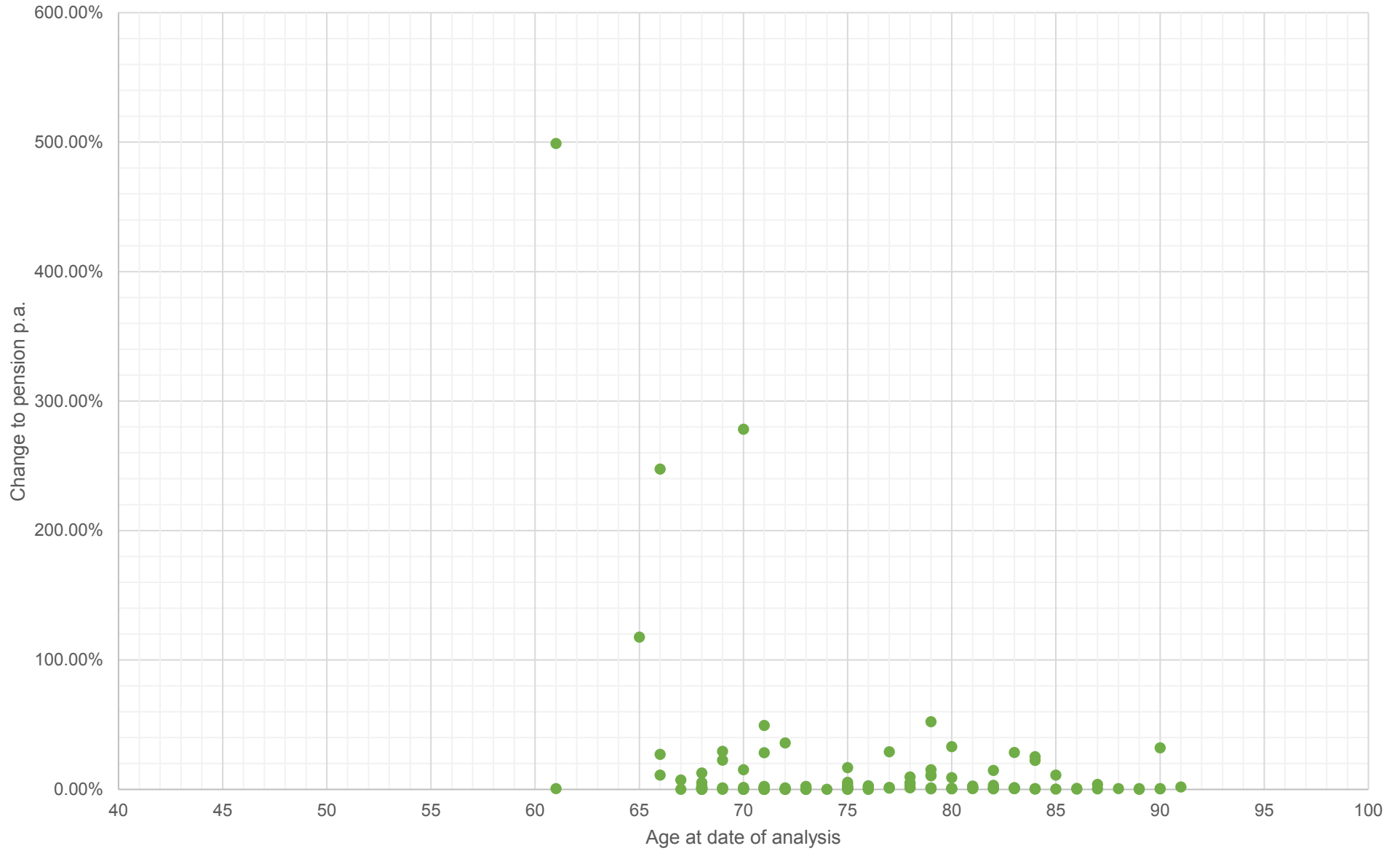
Overpayments by age



Pensions increasing by £ and age



Pensions increasing by % and age



Underpayments by age

